

Annual Return to the Certification Officer

Trade Union and Labour Relations (Consolidation) Act 1992
Industrial Relations (Northern Ireland) Order 1992 (as amended)

ANNUAL RETURN FOR A TRADE UNION

Name of Trade Union

Period ended
* (See Page 33)

List No:

Head Office

Change of Address? No

General Secretary Mr Tony Woodley

Telephone Number 020 7611 2500

Contact Name for queries Mr S Shaw

Telephone Number 020 7611 2660

e-mail address sshaw@tquw.org.uk



RETURN OF MEMBERS

NUMBER OF MEMBERS AT END OF PERIOD					
	Great Britain	Northern Ireland	Irish Republic	Elsewhere	
Male	552,535	20,327	9,587	7,174	589,623
Female	148,630	5,652	4,470	3,494	162,246
TOTAL	701,165	25,979	14,057	10,668	751,869

Number of members for whom no home or authorised address is held: 64,800

OFFICERS

Attached pages 16 and 17

RETURN OF CHANGE OF OFFICERS

There have been no changes in Officers of the Union

Title of Office	Name of Officer ceasing to hold office	Name of Officer Appointed	Date

State whether the union is:

a A branch of another trade union? No

b A federation of trade unions? No

GENERAL FUND

	£000	£000
INCOME		
Members:		
Contributions and Subscriptions		22,705
Other Income		0
Federations and other bodies		0
Total - Other Income (as at page 7)		199
Investment Income (as at page 19)		2,228
TOTAL INCOME		25,132
EXPENDITURE		
Benefits to members (as at page 9)		8,284
Administrative expenses (as at page 15)		10,106
Affiliation fees, grants, etc.		810
Exceptional Items		(3,810)
Transfers between Funds		(13)
TOTAL EXPENDITURE		15,377

SURPLUS/(DEFICIT) FOR PERIOD

	9,755
Amount of fund at beginning of period	93,293
Amount of fund at end of period	103,048
Number of members contributing at end of period	670,432

<u>Note</u>	Opening Balance adjustment	£000
	Closing Balance 2006	92,844
	Add Reserves	400
	Add Funds from merged Union	49
	Restated	<u>93,293</u>

ANALYSIS OF INCOME FROM FEDERATION AND OTHER BODIES AND OTHER INCOME

Description	Amount	£000
Federation and other bodies		0
Other Income		
Badges, Diaries etc.	142	
Profit on sale of assets	28	
Diskus Suite	29	199
TOTAL		199

ANALYSIS OF GENERAL FUND BENEFIT EXPENDITURE

	£000
Representation Employment related Issues	283
Representation Non Employment Related Issues	0
Communications	90
Advisory Services	87
Dispute Benefits	41
Other Cash Payments	1,606
Education and Training Services	322
Negotiated Discount Services	0
Salary Costs	5,801
Other Benefits and Grants	
Convalescence	54
TOTAL	8,284

Fund 2		Convalescent Home Account	
	£000	£000	
INCOME			
From members			
Badges, Diaries etc.	(80)		
Investment Income (as at page 19)	36		
Total Income			(44)
EXPENDITURE			
Benefits to Members			
Administration and Other (as at page 15)			
Transfer of Funds			
Total Expenditure			0
Surplus/(Deficit)			(44)
Amount of fund at beginning of period			3,933
Amount of fund at end of period			3,889
Number of members contributing at end of period			0

Fund 3		Members' Superannuation	
		£000	
INCOME			
From members			
Badges, Diaries etc.			
Investment Income (as at page 19)			
Total Income			0
EXPENDITURE			
Benefits to Members			
Administration and Other (as at page 15)			
Transfer of Funds			
Total Expenditure			0
Surplus/(Deficit)			0
Amount of fund at beginning of period			60
Amount of fund at end of period			60
Number of members contributing at end of period			0

Fund 5		Regional Quarterage	
	£000	£000	
INCOME			
From members	200		
Badges, Diaries etc.	8		
Investment Income (as at page 19)	114		
Total Income			322
EXPENDITURE			
Benefits to Members	11		
Administration and Other (as at page 15)	272		
Transfer of Funds	9		
Total Expenditure			292
Surplus/(Deficit)			30
Amount of fund at beginning of period			6,577
Amount of fund at end of period			6,607
Number of members contributing at end of period			670,432

Fund 6		Regional Trades Councils	
		£000	
INCOME			
From members	76		
Badges, Diaries etc.	(1)		
Investment Income (as at page 19)	45		
Total Income			120
EXPENDITURE			
Affiliations	18		
Benefits to Members			
Administration and Other (as at page 15)	62		
Transfer of Funds			
Total Expenditure			80
Surplus/(Deficit)			40
Amount of fund at beginning of period			908
Amount of fund at end of period			948
Number of members contributing at end of period			670,432

Fund 7		Branch Funds	
	£000	£000	
INCOME			
From members	2,353		
Badges, Diaries etc.			
Investment Income (as at page 19)			
Total Income			2,353
EXPENDITURE			
Benefits to Members			
Administration and Other (as at page 15)	2,368		
Total Expenditure			2,368
Surplus/(Deficit)			(15)
Amount of fund at beginning of period			9,559
Additional Balances identified			4
Amount of fund at end of period			9,548
Number of members contributing at end of period			670,432

Fund 4		Political Fund	
	£000	£000	
INCOME			
Members contributions and levies	774		
Investment Income (as at page 19)	3		
Other Income	7		
Total Income			784
EXPENDITURE			
Expenditure under S 82 of 1992 Act	536		
Administration expenses with political objects	136		
Transfer of Funds	4		
Total Expenditure			676
Surplus/(Deficit)			108
Amount of fund at beginning of period			1,783
Amount of fund at end of period			1,891
Number of members contributing at end of period			650,348
Number of members not contributing to the Political Fund			28,985
Number of members who have completed an exemption notice			28,985

ANALYSIS OF ADMINISTRATIVE EXPENSES AND OTHER OUTGOINGS

	£000		£000
Administrative Expenses			
Remuneration and expenses of staff			5,164
Salaries and Wages included in above	3,650		
Auditors' fees			101
Legal and Professional fees			446
Occupancy costs			1,264
Stationery, printing, postage, telephone etc.			1,427
Expenses of Executive Committee (Head Office)			136
Expenses of conferences			448
Other administrative expenses			
Branch Administration			2,866
Grants			204
Convalescent Centre			225
Delegations and Organising			777
Computer costs			36
Ballots			668
General expenses			284
IPE			(2,118)
Interest payable - Bank loans			95
Depreciation			442
Taxation			489
Recovered from Political Funds			(136)
TOTAL			12,808
Charged to			
General Fund			10,106
Regional Quarterage		Account 5	272
Regional Trades Councils		Account 6	62
Branch Funds		Account 7	2,368
TOTAL			12,808

ANALYSIS OF OFFICIALS SALARY AND BENEFITS

Officials' salaries and benefits		2007			
		Gross Salary	Employers NI Contributions	Superannuation Contributions	TOTAL
		£	£	£	£
General Secretary	A Woodley	25,466	3,059	4,075	32,600
Deputy General Secretary	J Dromey	21,922	2,606	3,507	28,035
Loss of Earnings					
					£
Beaven	Linda				538
Boughton	John				871
Cashman	Tom				615
Coleman	Willie				1,076
Daykin	Allyson				871
D'Cruz	Pat				1,333
De Lacy	Dave				718
Doble	Roberta				666
Gibbons	Mike				1,073
Green	Chris				465
Harrison	David				410
Jopson	Sue				513
Keegan	Sally				769
Kelly	Jimmy				1,837
Lewington	Tony				922
Lyon	Mark				513
Mathieson	David				1,991
Mayer	Martin				666
McDowall	Jackie				718
Monckton	Ivan				1,536
Murphy	Mick				666
Oliver	Patrick				666
Perrett	Chris				410
Pleasants	Brenda				1,076
Ritchie	David				871
Roberts	Barrie				308
Robson	Paulene				871
Sanders	Brenda				1,025
Sheridan	John				1,640
Stuart	Patricia				1,640
Taj	Mohammad				666
Taylor	Monica				359
Thompson	Mark				513
Vaid	Iggy				615
Vannet	Marie				666
Whyte	Richard				51
Woodhouse	Tony				513
Young	Janet				615

ANALYSIS OF INVESTMENT INCOME

	Political Fund £000	Other Funds £000
Rent from Land and Buildings		64
Dividends from Equities		176
Interest from		
Government securities		
Mortgages		3
Local Authority Bonds		1
Bank and Building Societies	3	790
Other Investment Income		
Sale of Investments		89
Other		
Pension Fund Return on Investments		1,300
Sub totals	3	2,423
TOTAL INVESTMENT INCOME		= 2,426
Credited to		
General Fund		2,228
Convalescent Home	Account 2	36
Member's Superannuation	Account 3	0
Regional Quarterage	Account 5	114
Regional Trades Councils	Account 6	45
Political Fund	Account 4	3
TOTAL INVESTMENT INCOME		2,426

Balance Sheet as at 26 April 2007*

*(See Page 33)

Previous Year		£000	£000
57,111	Fixed Assets (as at page 23)		56,988
	Investments (as per analysis on page 25)		
27,326	Quoted (Market value £33,200k)	27,423	
3,769	Unquoted	8,917	36,340
33	Loans to other trade unions		24
3,250	Sundry debtors		4,423
	Other Assets		
35,646	Cash at bank and in hand	34,705	
20	Income tax to be recovered	0	
	Stocks of goods	0	
	Other	0	34,705
127,155	TOTAL		132,480
93,293	General Fund	Account 1	103,048 ✓
3,933	Convalescent Homes	Account 2	3,889 ✓
6,577	Quarterage	Account 5	6,607 ✓
908	Trades Councils	Account 6	948 ✓
9,559	Branch Funds	Account 7	9,548 ✓
60	Superannuation Fund	Account 3	60 ✓
1,783	Political Fund	Account 4	1,891 ✓
	Revaluation Reserve		
	Loans		
8,212	Sundry Creditors		8,800
500	Accrued Expenses		1,139
580	Provisions		0
1,750	Other Liabilities		(3,450)
127,155	TOTAL		132,480 ✓

FIXED ASSET ACCOUNT

	Land and Buildings		Furniture and	Motor	TOTAL
	Freehold	Leasehold	Equipment	Vehicles	
	£000	£000	£000	£000	£000
Cost or Valuation					
At start of period	59,141	3,998	5,203	3,822	72,164
Additions	45		63	282	390
Disposals	(97)		(1,766)	(395)	(2,258)
Written Off					
At end of period	59,089	3,998	3,500	3,709	70,296
Accumulated Depreciation					
At start of period	8,615	831	3,988	1,619	15,053
Charges for period	64	8	153	225	450
Disposals	(97)		(1,766)	(332)	(2,195)
Written Off					
At end of period	8,582	839	2,375	1,512	13,308
Net book value at end of period	50,507	3,159	1,125	2,197	56,988
Net book value at end of previous year	50,526	3,167	1,215	2,203	57,111

ANALYSIS OF INVESTMENTS

Quoted	Political Fund £000	Other Funds £000
Equities		27,398
Government Securities		20
Fixed Interest		
Foreign Government		
Other quoted securities		
Municipal and County		5
TOTAL QUOTED		27,423
Market Value		33,200
Unquoted		
Bank and Building Societies		6,052
Municipal and County		41
Other		
Equities		1,805
Cash held by fund manager		1,019
TOTAL UNQUOTED		8,917
Market Value		8,917

SUMMARY SHEET

	All funds except Political Funds £000	Political Funds £000	Total Funds £000
INCOME			
From Members	25,334	774	26,108
From Investments	2,423	3	2,426
Other Income	126	7	133
Total Income	27,883	784	28,667
EXPENDITURE			
Total Expenditure	18,117	676	18,793

Funds at beginning of period	114,334	1,783	116,117
Funds at end of period	124,100	1,891	125,991

ASSETS

Fixed Assets	56,988
Investments Assets	36,340
Other Assets	39,152
Total Assets	132,480
LIABILITIES	
Total Liabilities	6,489
NET ASSETS (Total Assets less Total Liabilities)	125,991

Note

Opening Funds include £4k from additional Branches.

**TRANSPORT & GENERAL WORKERS' UNION
ACCOUNTS FOR THE PERIOD ENDED 26 APRIL 2007
STATEMENT OF THE GENERAL EXECUTIVE COUNCIL'S RESPONSIBILITIES**

The General Executive Council (GEC) is required to prepare financial statements, in accordance with applicable law and relevant United Kingdom Generally Accepted Accounting Practice for each financial year that give a true and fair view of the state of affairs of the Union and of the result of the Union for that year.

In preparing those financial statements, the GEC is required to:

- (a) select suitable accounting policies and then apply them consistently;
- (b) make judgements and estimates that are reasonable and prudent;
- (c) prepare the financial accounts on the going concern basis.

The GEC is also responsible for keeping proper accounting records that disclose with reasonable accuracy at any time the financial position of the Union and to enable them to ensure that the financial statements comply with the Trade Union & Labour Relations (Consolidation) Act 1992. It must also establish and maintain a satisfactory system of control over its accounting records, its cash holdings and all its receipts and remittances.

It is also responsible for safeguarding the assets of the Union and hence for taking reasonable steps for the prevention and detection of fraud and other irregularities.

**TRANSPORT & GENERAL WORKERS' UNION
ACCOUNTS FOR THE PERIOD ENDED 26 APRIL 2007
STATEMENT OF ACCOUNTING POLICIES**

(1) Basis of accounts

- (a) The Accounts are prepared on the basis of historical cost.
- (b) The Balance Sheet set out on page 1 and the Income and Expenditure Account set out on page 2 together with the notes thereon, include all funds held by Central and Regional Offices and Branches arising from contributions levied on members in accordance with rule.
- (c) The Accounts include a Cash Flow Statement on page 3 which details cash generated from normal operations and investment activities. It shows how this cash has been utilised during the financial year.
- (d) For the benefit of members the consolidated transactions of the Union, its General, Regional Political, Regional Quarterage, and Trades Councils Funds are also analysed by region. The analyses which are set out on subsequent pages are informative only and do not form part of these Accounts.

(2) Contributions

Contributions are accounted for on an accruals basis to take account of cash held by employers at the period end, previously deducted under check-off arrangements and not yet remitted to the Union.




(3) Depreciation

The book values of fixed assets are written off evenly over the estimated remaining life of the asset, depreciation being calculated on a straight line basis over the following periods: Freehold Buildings (excluding land) 100 years, Leasehold Buildings over the period of the lease, Office Machines 3 years, Computers 3 to 5 years, Furniture and Fittings 10 years and Motor Cars, subject to anticipated residual values, 3 years.

The accounts have been prepared including all transactions to 30 April 2007. There have been no significant transactions relating to the accounts of the Union in the period from 2007 to 30 April 2007.

SIGNATURES TO THE ANNUAL RETURN

including the accounts and balance sheet

General Secretary	Executive Finance Director
	
Name Tony Woodley	Name Sharon Withers 
Date 1/10/2007	Date 1.0/2007

CHECK LIST

Accounting Policies included

Yes

Auditors Report attached

Yes

Return of Officers attached

Yes

Rule Book enclosed

Yes

Member's Statement

To follow

We have set out below the report of the Independent Auditors as contained in the accounts of the Union for the period ended 26 April 2007" (See page 33)

**TRANSPORT & GENERAL WORKERS' UNION
ACCOUNTS FOR THE PERIOD ENDED 26 APRIL 2007
INDEPENDENT AUDITOR'S REPORT TO THE MEMBERS OF THE
TRANSPORT & GENERAL WORKERS' UNION**

We have audited the financial statements of the Transport & General Workers' Union for the period ended 26 April 2007 which comprise the Income & Expenditure Account, the Balance Sheet, the Cash Flow Statement and the related notes. These financial statements have been prepared under the historical cost convention and the accounting policies set out therein.

Our report is made solely to the members of the union, as a body, in accordance with the Trade Union & Labour Relations (Consolidation) Act 1992. Our audit work has been undertaken so that we might state to the members those matters we are required to state to them in an auditor's report and for no other purpose. To the fullest extent permitted by law, we do not accept or assume responsibility to anyone other than the union and the members as a body for our audit work, for this report or for the opinions we have formed.

Respective Responsibilities of the General Executive Council and Auditors

The General Executive Council's responsibilities for preparing the financial statements in accordance with applicable law and relevant United Kingdom Accounting Standards (United Kingdom Generally Accepted Accounting Practice) are set out in the Statement of the General Executive Council's Responsibilities. Our responsibility is to audit the financial statements in accordance with relevant legal and regulatory requirements and International Standards on Auditing (UK and Ireland). We report to you whether the financial statements give a true and fair view and are properly prepared in accordance with the Trade Union and Labour Relations (Consolidation) Act 1992. We also report to you if, in our opinion, if the union has not kept proper accounting records or we have not received all the information and explanations we require for our audit.

Basis of our Opinion


We conducted our audit in accordance with International Standards on Auditing (UK and Ireland) issued by the Auditing Practices Board. An audit includes examination, on a test basis, of evidence relevant to the amounts and disclosure in the financial statements. It also includes an assessment of the significant estimates and judgements made by the General Executive Council in the preparation of the financial statements, and of whether the accounting policies are appropriate to the Union's circumstances, consistently applied and adequately disclosed. We planned and performed our audit so as to obtain all the information and explanations which we considered necessary in order to provide us with sufficient evidence to give reasonable assurance that the financial statements are free from material misstatement, whether caused by fraud or other irregularity or error. In forming our opinion we also evaluated the overall adequacy of the presentation of information in the financial statements.

Opinion

In our opinion, the financial statements give a true and fair view in accordance with relevant United Kingdom Generally Accepted Accounting Practice of the state of the Union's affairs at 26 April 2007, of its result for the year then ended and have been properly prepared in accordance with the Trade Union & Labour Relations (Consolidation) Act 1992.

HARD DOWDY

Registered Auditors
23/28 Great Russell Street London WC1B 3NG
19 September 2007



AUDITOR'S REPORT

Signature

Hard Dowdy

Name

HARD DOWDY

Profession

Chartered Accountant

Address

23/28 Great Russell Street
LONDON
WC1B 3NG

Date

19 September 2007

Contact

Gooch 020 7436 2171